



Playful Learning at Blossoming Cherries

February News 2023



This year we shall deep dive into Learning through play. The children were invited to choose among different play activities, while the teachers facilitate playful learning for part of the day.



All classes explore
new materials
this week – like
these
“magnatiles”.

Learning structure and stability with magnatiles



Jesus stays focused on the magnatiles for the entire Choice Time. First he lays the tiles flat, but then realizes that they can be stacked and attached together. He builds higher and higher, adding squares and then triangles to his very stable structure. Jesus is learning about geometry and engineering.

Jamal and Prince Perez try the new “bristle blocks”. They build cars and inspire each other with their building.

Jamal: Beep beep! A car

Prince Perez: Car! Car! My car broke.

They keep working to repair the car, attaching the blocks in new ways.





Learning math through play

Children in PP2 are building long structures with balls and rods. We compare the lengths of two structures.

A teacher asks, “Which structure is longer?”

The children count the number of balls used in each structure and are surprised that the shorter structure contains more balls. We compare again and confirm- the structure on the right is shorter. The children continue to build, adding more balls and rods to see if they can make the two the same length.

"A helicopter!"

Antony Miriti constructs this helicopter all by himself. He looks right at the teacher and tells her about it. He enjoys spinning the blades and pretending to fly the helicopter.





Snail Race Game

PP2 plays a new game. We have to cooperate to help the snails move to their food. We take turns, count the number of steps for the snails to move, and use color words to talk about the snails.



Keagan : A washing machine. This one (the orange knob) turns for the washing and this is for the water (the thin orange stick).



Building taller

Megan experiments with the magnatiles, first building a low structure and then figuring out how to build something tall that balanced. “Build. Triangle, square, square, triangle.”



The PP2 children try a very difficult floor puzzle. It is so tricky! The teachers help a lot and finally we complete the puzzle. We will try it again another day. It is good to have a challenge!



Building together:

Children in PP2 collaborate to build structures together



Nillan: This car is for the animals.


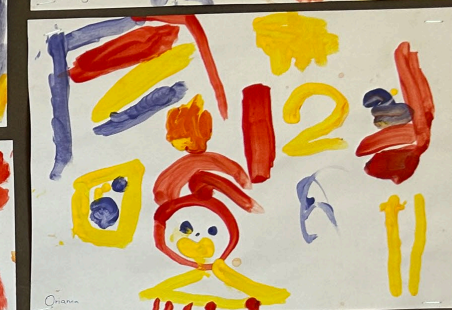

Chris: And this is the gate.

Nillan: Please, can you get an elephant for me?

Chris: yes, I can.

Victor tries adding some heavy tiles to the top of the structure – it collapses and the group rebuilds again.

Nillan: My dinosaur and spider want to get in the car!



PP1 Paintings

When we paint freely,
we are learning...

- Science by experimenting with colors,
- language by talking about our ideas + paintings,
- fine motor skills when we hold a paintbrush,
- Creativity when we choose what and how to paint.

Yvonne: I made a flower party. A red, green, blue, orange, yellow, and green.

